

## FastStats

### All Injuries



Data are for the U.S.


#### Morbidity

- Number of medically attended injury and poisoning episodes in the population: 37.4 million
- Episodes per 1,000 population: 121.2

Source: [Summary Health Statistics for the U.S. Population: National Health Interview Survey, 2012, table 7](#)  [PDF - 1 MB]

#### Ambulatory care visits

- Number of visits (to physician offices, hospital outpatient and emergency departments) for injuries: 80.1 million (includes visits for adverse effects of drug, medicinal or biological substance)

Sources: [Selected patient and provider characteristics for ambulatory care visits to physician offices and hospital outpatient and emergency departments: United States, 2009-2010](#)  [PDF - 127 KB]

#### Emergency departments visits

- Number of emergency department visits for injuries: 43.0 million (includes visits for adverse effects of medical treatment)

Source: [National Hospital Ambulatory Medical Care Survey: 2011 Emergency Department Summary Tables, Table 17](#)  [PDF - 1.1 MB]

#### Hospital inpatient care

- Number of discharges for fractures (all sites): 1.1 million
- Number of discharges for poisonings: 260,000
- Number of discharges for certain complications of surgical and medical care: 1.0 million

Source: [National Hospital Discharge Survey: 2010 tables, Average length of stay and days of care - Number and rate of discharges by first-listed diagnostic categories](#)  [PDF - 58 KB]

#### Mortality

##### All injury deaths

- Number of deaths: 192,945
- Deaths per 100,000 population: 60.2

##### All poisoning deaths

- Number of deaths: 48,545
- Deaths per 100,000 population: 15.4

##### Motor vehicle traffic deaths

- Number of deaths: 33,804
- Deaths per 100,000 population: 10.7

##### All firearm deaths

- Number of deaths: 33,636



MENU

CDC A-Z



SEARCH

## FastStats

# Assault or Homicide



Data are for the U.S.

## Emergency department visits

- Number of emergency department visits for assault: 2.1 million

Source: [National Hospital Ambulatory Medical Care Survey: 2011 Emergency Department Summary Tables. Table 17](#)  [PDF - 1.1 MB]

## Mortality

### All homicides



- Number of deaths: 16,121
- Deaths per 100,000 population: 5.1

### Firearm homicides

- Number of deaths: 11,208
- Deaths per 100,000 population: 3.5

Source: [Deaths: Final Data for 2013, table 18](#)  [PDF - 1.5 MB]

## More data

- [All Injuries](#)
- [Accidental/Unintentional Injuries](#)
- [CDC WONDER-Multiple Cause-of-Death Data](#)
- [CDC WONDER - Underlying Cause of Death](#)
- [Deaths: Leading Causes for 2012](#)  [PDF - 3.2 MB]
- [Health, United States trend tables on Injury](#)
- [Injury in the United States, 2007 Chartbook](#)  [PDF - 6.6 MB]
- [NCHS Fact Sheet - NCHS Data on Injuries](#)
- Search Tables for Homicide in [Health Data Interactive](#)
- [Self-inflicted Injury/Suicide](#)
- [Web-based Injury Statistics Query and Reporting System \(WISQARS\)](#)

## Related Links

[Ambulatory Health Care Data](#)

[Mortality data](#)

[National Center for Health Statistics: Injury Data and Resources](#)

[Injury Definitions and Methods](#)  [PDF - 2.5 MB]

[National Center for Injury Prevention and Control](#)



Get Email Updates

To receive email updates about this page, enter your email address:



## FastStats

# Accidents or Unintentional Injuries



Data are for the U.S.

## Emergency department visits

Number of emergency department visits for unintentional injuries: 31.0 million

Source: [National Hospital Ambulatory Medical Care Survey: 2011 Emergency Department Summary Tables, Table 17](#)  [PDF - 1.1 MB]

## Mortality

### All unintentional injury deaths

- Number of deaths: 130,557
- Deaths per 100,000 population: 41.3
- Cause of death rank: 4

### Unintentional fall deaths

- Number of deaths: 30,208
- Deaths per 100,000 population: 9.6

### Motor vehicle traffic deaths

- Number of deaths: 33,804
- Deaths per 100,000 population: 10.7

### Unintentional poisoning deaths

- Number of deaths: 38,851
- Deaths per 100,000 population: 12.3

Source: [Deaths: Final Data for 2013, tables 9, 18](#)  [PDF - 1.5 MB]

## More data

- [All Injuries](#)
- [Assault/Homicide](#)
- [CDC WONDER-Multiple Cause-of-Death Data](#)
- [CDC WONDER - Underlying Cause of Death](#)
- [Deaths From Unintentional Injury Among Adults Aged 65 and Over: United States, 2000-2013](#)
- [Deaths: Leading Causes for 2012](#)  [PDF - 3.2 MB]
- [Emergency Department Visits for Drug Poisoning: United States, 2008-2011](#)
- [Emergency Department Visits for Motor Vehicle Traffic Injuries: United States, 2010-2011](#)
- [Health, United States Trend tables on Injury](#)
- [Injury in the United States, 2007 Chartbook](#)  [PDF - 6.6 MB]
- [NCHS Fact Sheet - NCHS Data on Drug Poisoning Deaths](#)
- [NCHS Fact Sheet - NCHS Data on Injuries](#)
- Search Tables for Unintentional Injury in [Health Data Interactive](#)
- [Self-inflicted Injury/Suicide](#)
- [Unintentional Drowning Deaths in the United States, 1999-2010](#)

## FastStats

# Suicide and Self-Inflicted Injury



Data are for the U.S.

## Emergency department visits

- Number of emergency department visits for self-inflicted injury: 836,000

Source: [National Hospital Ambulatory Medical Care Survey: 2011 Emergency Department Summary Tables. Table 17](#)  [PDF - 1.1 MB]

## Mortality

### All suicides

- Number of deaths: 41,149
- Deaths per 100,000 population: 13.0
- Cause of death rank: 10

### Firearm suicides

- Number of deaths: 21,175
- Deaths per 100,000 population: 6.7

### Suffocation suicides

- Number of deaths: 10,062
- Deaths per 100,000 population: 3.2

### Poisoning suicides

- Number of deaths: 6,637
- Deaths per 100,000 population: 2.1

Source: [Deaths: Final Data for 2013, table 18](#)  [PDF - 1.5 MB]

## More data

- [All Injuries](#)
- [Accidents/Unintentional Injuries](#)
- [Assault/Homicide](#)
- [CDC WONDER-Multiple Cause-of-Death Data](#)
- [CDC WONDER - Underlying Cause of Death](#)
- [Deaths: Leading Causes for 2012](#)  [PDF - 3.2 MB]
- [Health, United States Trend tables on Injury](#)
- [Injury in the United States, 2007 Chartbook](#)  [PDF - 6.6 MB]
- [NCHS Fact Sheet - NCHS Data on Injuries](#)
- Search Tables for Suicide in [Health Data Interactive](#)
- [Web-based Injury Statistics Query and Reporting System \(WISQARS\)](#)

## Related Links

[Ambulatory Health Care Data](#)