



Navigate:



## Kennesaw Crime Rate Report (Georgia)

[Home](#) > [Crime Statistics](#) > [Georgia](#) > [Kennesaw](#)

Kennesaw crime statistics report an overall upward trend in crime based on data from 13 years with violent crime increasing and property crime increasing. Based on this trend, the crime rate in Kennesaw for 2015 is expected to be higher than in 2012.

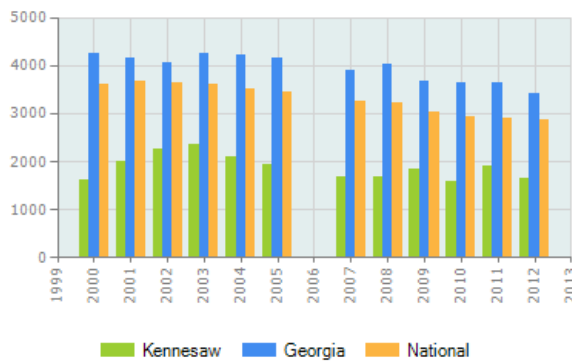
The city violent crime rate for Kennesaw in 2012 was lower than the [national violent crime rate](#) average by 74.59% and the city property crime rate in Kennesaw was lower than the [national property crime rate](#) average by 42.81%.

In 2012 the city violent crime rate in Kennesaw was lower than the [violent crime rate in Georgia](#) by 74.06% and the city property crime rate in Kennesaw was lower than the [property crime rate in Georgia](#) by 52.06%.

`data-ad-slot="5330698148">`

### Property and Violent Crime

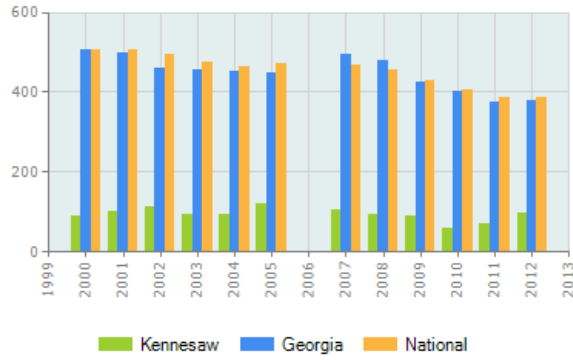
**Kennesaw Property Crime Index**



Crime Index corresponds to incidents per 100,000 inhabitants

© 2015 CityRating.com - <http://www.cityrating.com/crime-statistics/>

### Kennesaw Violent Crime Index



Crime Index corresponds to incidents per 100,000 inhabitants

© 2015 CityRating.com - <http://www.cityrating.com/crime-statistics/>

### Kennesaw Crime Statistics Summary Report

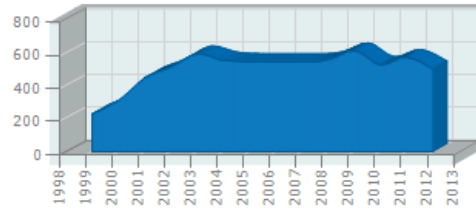
| 2012 Crime (Actual Data)*    | Incidents |
|------------------------------|-----------|
| Aggravated Assault           | 20        |
| Arson                        | 0         |
| Burglary                     | 105       |
| Forcible Rape                | 1         |
| Larceny and Theft            | 369       |
| Motor Vehicle Theft          | 25        |
| Murder and Manslaughter      | 0         |
| Robbery                      | 9         |
| Crime Rate (Total Incidents) | 514       |
| Property Crime               | 499       |
| Violent Crime                | 30        |

| 2015 Crime (Projected Data)* | Incidents |
|------------------------------|-----------|
| Aggravated Assault           | 17        |
| Arson                        | 0         |
| Burglary                     | 133       |
| Forcible Rape                | 2         |
| Larceny and Theft            | 392       |
| Motor Vehicle Theft          | 19        |
| Murder and Manslaughter      | 0         |
| Robbery                      | 9         |
| Crime Rate (Total Incidents) | 559       |
| Property Crime               | 544       |
| Violent Crime                | 27        |

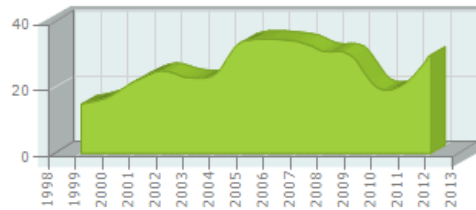
## Property and Violent Crime Totals

### Kennesaw Property Crime



© 2015 CityRating.com - <http://www.cityrating.com/crime-statistics/>

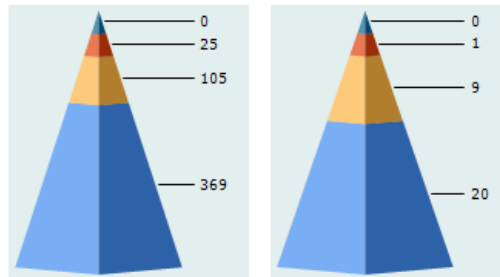
### Kennesaw Violent Crime



© 2015 CityRating.com - <http://www.cityrating.com/crime-statistics/>

## Actual versus Projected Crime Totals

### Kennesaw 2012 Crime



#### Property

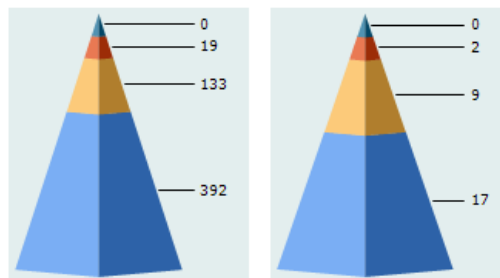
- Arson
- Motor Vehicle Theft
- Burglary
- Larceny and Theft

#### Violent

- Murder and Manslaughter
- Forcible Rape
- Robbery
- Aggravated Assault

© 2015 CityRating.com - <http://www.cityrating.com/crime-statistics/>

### Kennesaw 2015 Crime (Projected)



#### Property

- Arson
- Motor Vehicle Theft
- Burglary
- Larceny and Theft

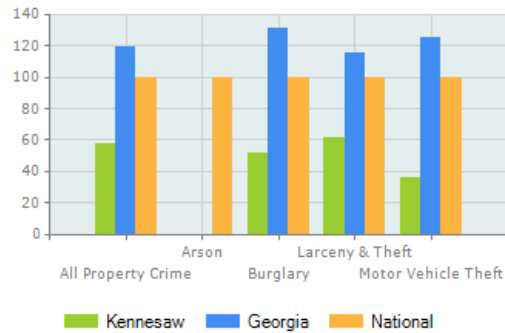
#### Violent

- Murder and Manslaughter
- Forcible Rape
- Robbery
- Aggravated Assault

© 2015 CityRating.com - <http://www.cityrating.com/crime-statistics/>

## City versus State versus National Crime Comparison

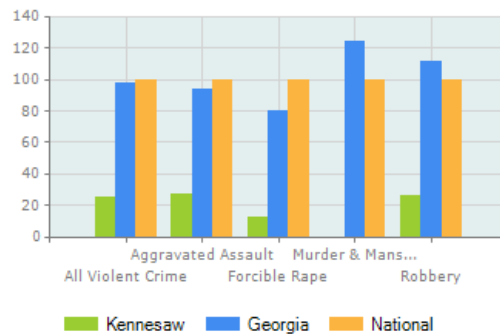
### 2012 Kennesaw Property Crime Comparison



Compared to U.S. average. (U.S. average equals 100)

© 2015 CityRating.com - <http://www.cityrating.com/crime-statistics/>

### 2012 Kennesaw Violent Crime Comparison



Compared to U.S. average. (U.S. average equals 100)

© 2015 CityRating.com - <http://www.cityrating.com/crime-statistics/>

\* The source of **actual** data on this Kennesaw, Georgia crime rate report is the **FBI Report of Offenses Known to Law Enforcement** for the corresponding year or years. Arson numbers are reported inconsistently. Zero values may indicate the data was not available. The **projected** crime rate data displayed above was generated from the trends and crime data available from previous years of actual reported data. In this case, the Kennesaw crime report data for 2015 was projected from 13 years of actual data. The last year of actual available crime data, as reported above, was 2012.

The **FBI cautions the data users against comparing yearly statistical data** solely on the basis of their population coverage. The comparisons made herein are thus, only meaningful upon further examination of all variables that affect crime in each reported city, state or other reported jurisdiction.

## You Might Also Like



**New Muscle Building Science Lets Smaller Guys Bulk Up Fast**  
[howlifeworks.com](http://howlifeworks.com)



**A New Solution That Stops Snoring and Lets You Sleep**  
[howlifeworks.com](http://howlifeworks.com)



**3 Out of 5 Women Want Longer Lashes. Try This**  
[Idol Lash](http://IdolLash)



**Avoid Botox - Do This Instead**  
[Fit Mom Daily](http://FitMomDaily)



**4 Stages to a Heart Attack. Are You at Risk?**  
[hearthealthdangers.com](http://hearthealthdangers.com)



**Gross: See Photos Of 35 Celebs Who've Aged Horribly**  
[veryhungry.com](http://veryhungry.com)



**How to Read Your Kids' Deleted Text Messages**  
[howlifeworks.com](http://howlifeworks.com)



**The Root of All Stomach Problems?**  
[probioticamerica.com](http://probioticamerica.com)

Sponsored ?

[data-ad-slot="5330698148">](#)

[Cost of Living](#)   [Crime Statistics](#)   [Weather History](#)   [School Rankings](#)   [Job Outlook](#)   [Population and Demographics](#)

[About Us](#) | [Privacy Statement](#) | [Terms of Use](#) | [Home](#)

Questions? Comments?

E-mail: [info@cityrating.com](mailto:info@cityrating.com)

Copyright © 2015 CityRating.com. All rights reserved.